

## Microstructural analysis and compressive strength evaluation of interlocking concrete paving blocks incorporating crumb rubber

Matheus David Inocente Domingos<sup>[1]\*</sup>, Allan de Oliveira Gomes<sup>[2]</sup>, Rafael de Oliveira Gomes<sup>[3]</sup>, Wellington Mazer<sup>[4]</sup>

<sup>[1]</sup> [matheusdomingos@utfpr.edu.br](mailto:matheusdomingos@utfpr.edu.br), <sup>[2]</sup> [allanoliveiragomes@alunos.utfpr.edu.br](mailto:allanoliveiragomes@alunos.utfpr.edu.br), <sup>[4]</sup> [wmazer@utfpr.edu.br](mailto:wmazer@utfpr.edu.br). Departamento Acadêmico de Construção Civil, Universidade Tecnológica Federal do Paraná (UTFPR), Curitiba, Paraná, Brazil

<sup>[3]</sup> [rafaeloliveiragomes811@gmail.com](mailto:rafaeloliveiragomes811@gmail.com). Instituto Federal do Paraná (IFPR), Curitiba, Paraná, Brazil

\* Corresponding author

### Abstract

Imaging Analysis Techniques (IATs) have become instrumental in civil engineering materials research, providing critical insights into the microstructural characteristics of mixtures and enabling associations between these features, numerical parameters, and laboratory-derived mechanical performance data. However, using IATs specifically for Concrete Paving Blocks (CPBs), particularly when modified with crumb rubber (CR), remains underexplored. In this study, two numerical parameters derived from IATs—interlocking parameter ( $P_{INT}$ ) and interlocking rate ( $I_R$ )—were investigated for their correlations with the estimated compressive strength ( $f_{pk,est}$ ) of CPBs after a 28-day curing period. CPBs were prepared with CR at 5, 10, 15, and 20% by mass, with a reference concrete mixture designed per American standards for no-slump concrete and a target  $f_{pk,est}$  of 50 MPa.  $P_{INT}$  and  $I_R$  were calculated using custom Python-based software developed by the authors. Consistent with prior findings, increasing CR content resulted in a decrease in  $f_{pk,est}$ , a trend that was well-represented by linear and power regression models. Both  $I_R$  and  $P_{INT}$  showed potential for explaining the reductions in  $f_{pk,est}$ , with  $I_R$  demonstrating stronger predictive capabilities. Consequently,  $I_R$  proves to be a promising parameter for describing the microstructural characteristics of CPBs, whether containing CR or not, due to its consistently good correlations with both  $f_{pk,est}$  and CR content.

**Keywords:** compressive strength; concrete paving blocks; crumb rubber; microstructural parameters; slump test.

### *Análise microestrutural e avaliação da resistência à compressão de blocos de concreto intertravados para pavimentação incorporando borracha triturada*

### Resumo

As técnicas de análise de imagens (TAIs) tornaram-se instrumentais na pesquisa de materiais de engenharia civil, fornecendo insights críticos sobre as características microestruturais de misturas e permitindo associações entre essas características, parâmetros numéricos e dados de desempenho mecânico derivados de laboratório. No entanto, o uso de TAIs especificamente para blocos de concreto, particularmente quando modificados com borracha triturada, permanece pouco explorado. Neste estudo, dois parâmetros numéricos derivados de TAIs — parâmetro de intertravamento ( $P_{INT}$ ) e taxa de intertravamento ( $I_R$ ) — foram investigados para suas correlações com a resistência à compressão estimada ( $f_{pk,est}$ ) dos blocos de concretos após um período de cura de 28 dias. Os blocos de concretos foram preparados com CR a 5, 10, 15 e 20% em massa, com uma mistura de concreto de referência projetada de acordo com os padrões americanos para concreto sem abatimento e um  $f_{pk,est}$  alvo de 50 MPa.  $P_{INT}$  e  $I_R$  foram calculados usando software personalizado baseado em Python desenvolvido pelos autores. Consistente com descobertas anteriores, o aumento do conteúdo de borracha triturada resultou em uma diminuição em  $f_{pk,est}$ , uma tendência que foi bem representada por modelos de regressão linear e de potência. Tanto  $I_R$  quanto  $P_{INT}$  mostraram potencial para explicar as reduções em  $f_{pk,est}$ , com  $I_R$  demonstrando capacidades preditivas mais fortes. Consequentemente,  $I_R$  prova ser um parâmetro promissor para descrever as características microestruturais de blocos de concretos, contendo borracha triturada ou não, devido às suas correlações consistentemente boas com  $f_{pk,est}$  e conteúdo de borracha triturada.

**Palavras-chave:** blocos de pavimentação de concreto; borracha triturada; teste de abatimento; parâmetros microestruturais; resistência à compressão.

## 1 Introduction

Interlocking Concrete Paving Blocks (CPBs), commonly known as pavers, represent an advancement of rectangular paving stones first introduced in Germany at the end of the nineteenth century and extensively used until the 1950s. In the United States, the initial CPB production facility was established in New Jersey in 1969, marking the beginning of multisided paver manufacturing. Brazil adopted CPBs during the 1960s, following similar trends in countries such as South Africa and Argentina (Jewell, 1982). Significant CPB applications in Brazil include urban development projects, such as the construction of light and heavy traffic roads in Rio de Janeiro, where over one million square meters of pavers were utilized, and the renovation of two major avenues in Fortaleza—Beira-Mar and Desembargador Moreira—each requiring more than seventy thousand square meters of CPBs (Cruz, 2003; Silva et al., 2023a, 2023b).

The versatility of Portland cement concrete allows CPBs to incorporate various types of waste materials, such as recycled aggregates (Rahman et al., 2020; Silva et al., 2023b; Wang; Chin; Xia, 2019), marble waste (Yeo et al., 2021), and foundry sand (Patil; Sathe, 2021). Crumb rubber (CR) is another waste material discussed in recent literature (Mohamad et al., 2022; Yeo et al., 2021). In Brazil alone, approximately 450,000 tons of tires are discarded annually (Moreno, 2022), making the exploration of viable applications for this waste an important research area. Previous laboratory studies generally indicate that replacing a portion of fine aggregates in CPBs with CR tends to reduce compressive strength (Adeboje et al., 2021; Ling, 2011, 2012; Ling et al., 2010; Rethinavelsamy; Chidambarathanu, 2016; Silva et al., 2015; Wang; Chin; Xia, 2019). For this reason, the literature typically recommends CR contents ranging from approximately 1-6% (Adeboje et al., 2021; Wang; Chin; Xia, 2019; Yeo et al., 2021) to as much as 10-20% by volume (Ling, 2012; Ling et al., 2010; Meng; Ling; Mo, 2018; Rethinavelsamy; Chidambarathanu, 2016; Silva et al., 2015).

In the Brazilian standards for CPBs (Brazilian Association of Technical Standards, 1987, 2013) there is a minimum characteristic compressive strength ( $f_{pk,est}$ ) of 35 MPa required for the use of pavers on streets or highways with light traffic levels. In the case of heavy traffic levels, the  $f_{pk,est}$  value should be no lower than 50 MPa. Few national publications have reached  $f_{pk,est}$  values of 50 MPa or closer for CPBs with alternative materials, e. g., CR (Silva et al., 2015), recycled sand from crushed polyethylene terephthalate (Pedroso, 2023) and marble powder (Carvalho et al., 2023). One of the issues regarding the preparation of CPBs with CR is the fact that the rubber particles create microvoids in the concrete matrix (Silva et al., 2015; Yeo et al., 2021). However, the choice for a proper amount of rubber makes it possible to increase the compressive strength, rather than decreasing it. In such a case, this proper rubber content is enough to be evenly distributed throughout the concrete, thereby leading to an even distribution of the load in the CPB and increasing its compressive strength. In a microscopic scale, this phenomenon can be explained by the rubber particles filling in the voids between the aggregates under loading and bonding well with the cement matrix (Ling, 2012; Silva et al., 2015).

Brazilian standards for CPBs (Brazilian Association of Technical Standards, 1987, 2013) specify a minimum characteristic compressive strength ( $f_{pk,est}$ ) of 35 MPa for pavers intended for light-traffic streets and highways, with a requirement of at least 50 MPa for heavy-traffic applications. Few Brazilian studies have achieved  $f_{pk,est}$  values around or above 50 MPa for CPBs made with alternative materials such as CR (Silva et al., 2015), recycled sand from crushed polyethylene terephthalate (Pedroso, 2023), and marble powder (Carvalho et al., 2023). One challenge when producing CPBs with CR is that rubber particles can create microvoids in the concrete matrix (Silva et al., 2015; Yeo et al., 2021). However, selecting an optimal CR content can improve compressive strength by distributing rubber particles uniformly, enhancing load distribution, and reducing voids in the matrix. At the microscopic level, this effect may be due to the rubber particles filling gaps between aggregates under loading, thereby improving bonding with the cement matrix (Ling, 2012; Silva et al., 2015).

Thus, incorporating CR does not necessarily reduce compressive strength. Moreover, Imaging Analysis Techniques (IATs) provide valuable insights into the role of rubber particles in influencing the mechanical properties of CPB. Various IATs are employed to analyze materials, including concrete, such as computed tomography, neutron radiography, high-resolution cameras, X-rays, and line-scan cameras.

Since the 1990s, these techniques have been extensively applied to asphalt mixtures (Bessa; Branco; Soares, 2012; Masad et al., 1999; Sefidmazgi; Tashman; Bahia, 2012; You; Adhikari; Kutay, 2009; Yue; Bekking; Morin, 1995) to correlate microstructural data with mechanical performance metrics, including the flow number (Sefidmazgi; Tashman; Bahia, 2012) and dynamic modulus (You; Adhikari; Kutay, 2009).

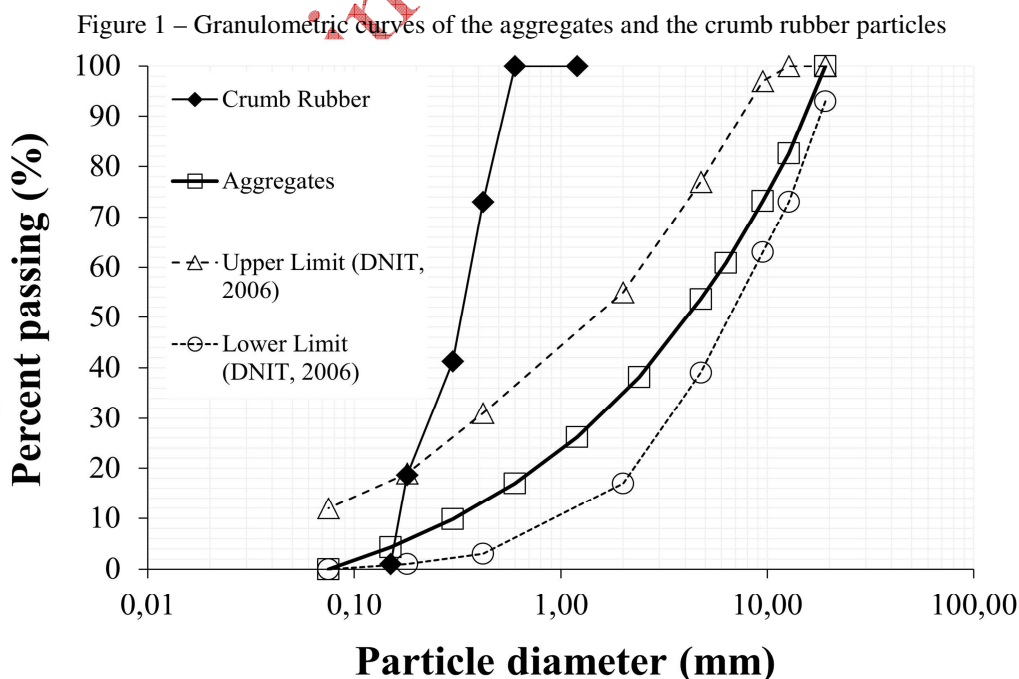
However, studies that directly compare CPB mechanical properties, particularly compressive strength, with IAT data remain scarce. Some researchers have utilized IATs to detect cracks, measure water absorption, analyze Poisson's ratio, and investigate microstructures, which can be correlated with compressive strength (Cho et al., 2024; Kim et al., 2021; Salák; Khmurovska; Štemberk, 2021). Other studies have focused primarily on porosity (Zhang et al., 2018), ultrasonic pulse velocity, and other non-destructive testing methods (Rathan; Sunitha, 2022; Rethinavelsamy; Chidambarathanu, 2016). Consequently, further research is needed to explore the relationship between IAT-derived parameters and the mechanical properties of CPB.

Accordingly, this study aims to: (a) propose a microstructural parameter based on IAT-derived data; (b) analyze the relationship between CR content and the 28-day compressive strength of CPBs; and (c) assess potential correlations between this microstructural parameter and compressive strength.

The structure of this paper is as follows: Section 2 provides details on the concrete mix designs, quantities, and design guidelines, as well as descriptions of laboratory tests and statistical analyses. Section 3 presents the primary findings on compressive strength and workability, alongside trendlines correlating CR content with compressive strength. Statistical analyses focus on CR particle effects on CPB mechanical properties. Section 4 summarizes the main conclusions and offers recommendations for future research.

## 2 Experimental design

Aggregates of rhyolite sourced from the Guaricana quarry, situated in São José dos Pinhais, Paraná, Brazil, were selected for this study. The aggregates possess a Los Angeles abrasion index of 8.1% (National Department of Roads, 1998), a shape index of 1.3% (DER-PR, 1996), and a sand equivalency of 66% (National Department of Roads, 1997). The granulometric curve meets the Band "C" specifications defined by the National Department of Transport Infrastructure (2006). Figure 1 displays the final granulometric curve for the aggregates alongside the curve for the crumb rubber (CR) particles.



Source: research data

The Alfred particle packing model was employed in this study to enhance aggregate interlock and thereby improve the compressive strength of the reference concrete, designated as *C0*. Proper optimization of particle packing reduces voids in the granular skeleton, leading to decreased cement consumption; however, this packing efficiency is influenced by the characteristics of the aggregates (Londero et al., 2017; Moini et al., 2015; Sohail et al., 2018). Research indicates that this model delivers superior results to other packing models, optimizing aggregate interlock, minimizing voids, and reducing Portland cement consumption (Campos et al., 2022; Londero; Klein; Mazer, 2021). The anticipated outcome is that increased packing density will decrease concrete porosity and improve strength. Equation 1 describes the calculation of the cumulative percentage finer than a specific particle diameter ( $P_{per}$ ),

$$P_{per} = 100 \times \left( \frac{D^q - D_s^q}{D_L^q - D_s^q} \right) \quad (1)$$

where  $D$  is particle diameter (in mm),  $q$  is a distribution coefficient (set at 0.37 to maximize density),  $D_s$  is the smallest particle diameter (in mm) and  $D_L$  is the largest particle diameter (in mm).

Four CR contents – 5%, 10%, 15%, and 20% by mass – were selected based on recommendations from existing literature and the observation that a 20% substitution results in a resistance loss exceeding 80%. These mixtures were designated *C5*, *C10*, *C15*, and *C20*, respectively. The partial replacement of aggregate mass with CR is extensively documented in the literature (Silva et al., 2015; Sukontasukkul; Chaikaew, 2006; Wang; Chin; Xia, 2019). In this study, CR particles, sourced from recycled truck tires, replaced a portion of the fine aggregate fraction in the concrete, a substitution approach commonly adopted in similar investigations (Meng; Ling; Mo, 2018; Mohamad et al., 2022; Yeo et al., 2021).

The target compressive strength ( $f_{pk,est}$ ) for the reference concrete *C0* was set at 50 MPa, and the American Concrete Institute method for no-slump concretes (ACI, 2002) was applied. High early strength Portland cement (CP V-ARI) was used due to its high purity, facilitating the early demolding of concrete block pavers (CPBs) and enabling large-scale production, if required. To address the low water-cement ratio ( $w/c$ ) of 0.45, a superplasticizer additive at 0.25% by mass was included in all mixtures to achieve adequate workability during sample preparation.

For control purposes, cylindrical samples (10 cm diameter and 20 cm height) were cast according to NBR 5738 standards (Brazilian Association of Technical Standards, 2003). The reference concrete (*C0*) mix proportions were set at 1:2.358:2.095:0.455, respectively, for Portland cement, fine aggregate, coarse aggregate, and water. Table 1 summarizes the material quantities used in all concrete mixes, including *C0*, to produce approximately 59 kg of concrete per batch. The concrete mixes were manually prepared in a small-scale mixer in the Civil Engineering laboratories at the Federal University of Technology – Paraná (UTFPR), Curitiba campus, and were vibrated on a vibratory table to ensure homogeneity in the CPB molds. Figure 2 shows images of surfaces of Type I CPBs (Brazilian Association of Technical Standards, 2013) after demolding.

Table 1 – Dosages of the reference concrete *C0* and mixes with crumb rubber particles

ID	crumb rubber content (% by mass)	quantitatives of materials per concrete dosage (kg)					
		superplasticizer	water	Portland cement	crumb rubber	coarse aggregate	fine aggregate
<i>C0</i>	-	0,025	4,55	10,00	-	20,95	23,58
<i>C5</i>	5,0	0,025	4,55	10,00	0,8	20,95	22,77
<i>C10</i>	10,0	0,025	4,55	10,00	1,6	20,95	21,98
<i>C15</i>	15,0	0,025	4,55	10,00	2,4	20,95	21,18
<i>C20</i>	20,0	0,025	4,55	10,00	3,2	20,95	20,38

Source: research data

Figure 2 – Surfaces of the pavers with (a) 10% of crumb rubber by mass and (b) 20% of crumb rubber by mass



Source: research data

## 2.1 Compressive strength tests and consistency of the mixtures

The current Brazilian standard for CPBs (Brazilian Association of Technical Standards, 2013) outlines a protocol for compressive strength testing. Samples, cured for 28 days in a controlled environment at a temperature of 22 °C and relative humidity above 80%, with dimensions of 10 cm in width, 20 cm in length, and 8 cm in height, were initially immersed in a water bath at  $23 \pm 5$  °C for a minimum of 24 hours. Subsequently, these saturated samples were tested using a DL30000N device with a maximum load capacity of 30 kN, at ambient temperature. The load application rate was set to  $550 \pm 200$  kPa/s, as specified by the standards. To ensure uniform load distribution, auxiliary plates were placed on the top and bottom of each sample. The corresponding failure load (F) was then recorded.

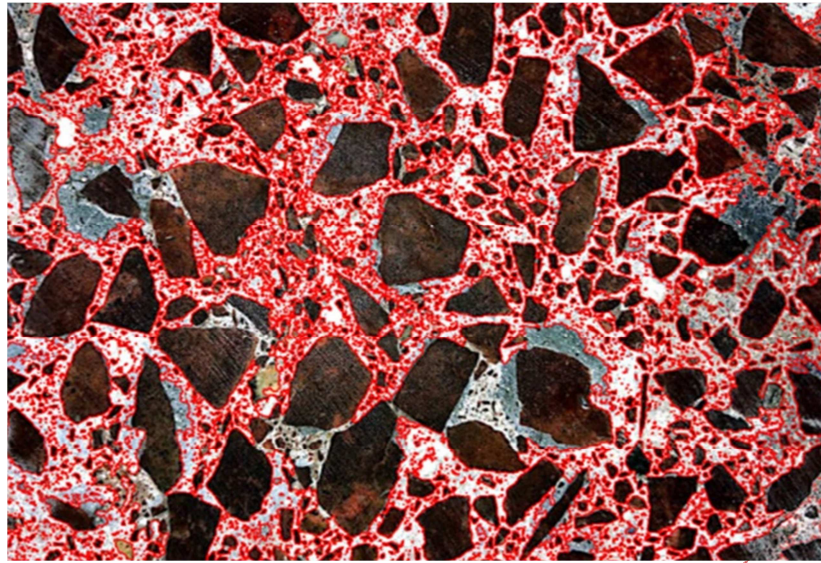
An adequate number of replicates was prepared for each mixture type, and statistical analysis of individual results was conducted to determine the characteristic strength value, denoted as  $f_{pk,est}$ . It is noteworthy that abrasion testing is not required for CPB approval for paving in Brazil, so this test was omitted from the experimental procedures. In addition, a one-factor Analysis of Variance (ANOVA) was applied (Ikpa *et al.*, 2021; Stähle; Wold, 1989) to detect any statistically significant differences in  $f_{pk,est}$  values with varying CR content.

The consistency of each concrete mixture was evaluated using the slump test, per NM 67 standard (Brazilian Association of Technical Standards, 2020), with a single replicate tested for each concrete type. Target slump values vary among sources, for instance, approximately 10 mm (Irmawaty; Noor; Muhaimin, 2020) and between 30 and 60 mm (Amin *et al.*, 2022). Typically, Portland cement concretes intended for paving applications have slump targets below 50 mm (Fanijo *et al.*, 2023).

## 2.2 Microstructural analysis and parameter correlations

After the curing process, a CPB sample from each CR content category was vertically sawed at its midpoint. A Python-based software program, developed by the authors, was applied to the scanned cross-sections of each CPB to calculate the interlocking parameter (PINT), following methodologies outlined in the literature (Polaczyk *et al.*, 2023). Aggregate particles (APs) were automatically identified and delineated with red borders, while contact points between particles were counted to determine the PINT value. CR particles were excluded from this analysis, as only APs were considered. Due to software limitations, APs smaller than 4.76 mm (those passing through a #4 sieve) were omitted from PINT calculations for CR contents of 15% and 20%. However, these smaller particles contribute to granular packing and reduce concrete porosity. Figure 3 provides a representative image showing APs outlined in red within the concrete matrix of a CPB without CR.

Figure 3 – Transversal section of a paver reference concrete without crumb rubber, showing aggregate particles surrounded by red lines



Source: authors' archive

Direct correlations between  $P_{INT}$  and  $f_{pk,est}$  values were investigated. Preliminary analysis using recycled aggregate concretes suggested that correlating these two parameters could be justified, which prompted the use of a similar methodology for CR-based concretes.

For relationships between CR content and compressive strength, logarithmic and power trendlines are generally suggested in the literature (Bompa; Elghazouli, 2019; Lim *et al.*, 2020; Ling, 2011). Linear relationships are commonly proposed for slump and CR content correlations (Thakur *et al.*, 2020). This study determined the trendline types that most accurately and effectively fit the data, exploring logarithmic, linear, and power models. It should be noted that identifying a trendline does not imply causation; it only illustrates the material's response pattern relative to the independent variable (in this study, CR content) and the dependent variable ( $f_{pk,est}$ ). Furthermore, outliers may occasionally be excluded from the analysis, as in some previous studies (Bompa; Elghazouli, 2019).

### 3 Results and discussion

Figure 4 illustrates an example of the slump test performed on one of the concretes modified with 5% of CR. It is observed that the slump value remained consistent at approximately 80 mm across all concrete formulations, irrespective of the CR content. This result aligns with the Brazilian standards for concretes intended for paving applications, which recommend slump values around 70 mm (National Department of Transport Infrastructure, 2005). The literature presents varied perspectives on the influence of CR addition on the workability of fresh concrete. While some studies (Amin *et al.*, 2022; Irmawaty; Noor; Muhaimin, 2020; Soni; Mathur, 2020) report reduced slump values with increasing CR content, others (Awan *et al.*, 2021; Thakur *et al.*, 2020) highlight increases in slump at higher CR levels. The behavior of fresh concrete observed in this study aligns with the findings of Bignozzi and Sandrolini (2006), who reported negligible variations in slump for concretes with CR contents up to 34%. Thus, a standardized response of concrete slump behavior following CR addition remains undefined.

Figure 4 – Example of a slump test with the corresponding result (80 mm)



Source: authors' archive

### 3.1 Compressive strength data

Table 2 presents the characteristic compressive strength values ( $f_{pk,est}$ ) of the studied concretes, along with their respective statistical parameters: coefficient of variation (CV) and standard deviation (s). It is observed that  $f_{pk,est}$  progressively decreases as the CR content increases. Furthermore, this reduction in compressive strength exceeds 86% for the highest CR contents (15% and 20%). Generally, none of the concrete mixtures incorporating CR particles are suitable for paving applications, as their  $f_{pk,est}$  values fall below 35 MPa—the minimum compressive strength required for pavements subjected to light traffic loads (Brazilian Association of Technical Standards, 2013).

Table 2 – Characteristic compressive strength results ( $f_{pk,est}$ ) and corresponding statistical parameters

Dosage ID	Crumb rubber content (% by mass)	$f_{pk,est}$ (MPa)	Coefficient of variation (%)	Standard deviation (MPa)
C0	0,0	49,34	1,31	0,65
C5	5,0	33,60	5,14	1,75
C10	10,0	13,43	8,24	1,13
C15	15,0	6,74	6,17	0,42
C20	20,0	6,27	15,99	1,05

Source: research data

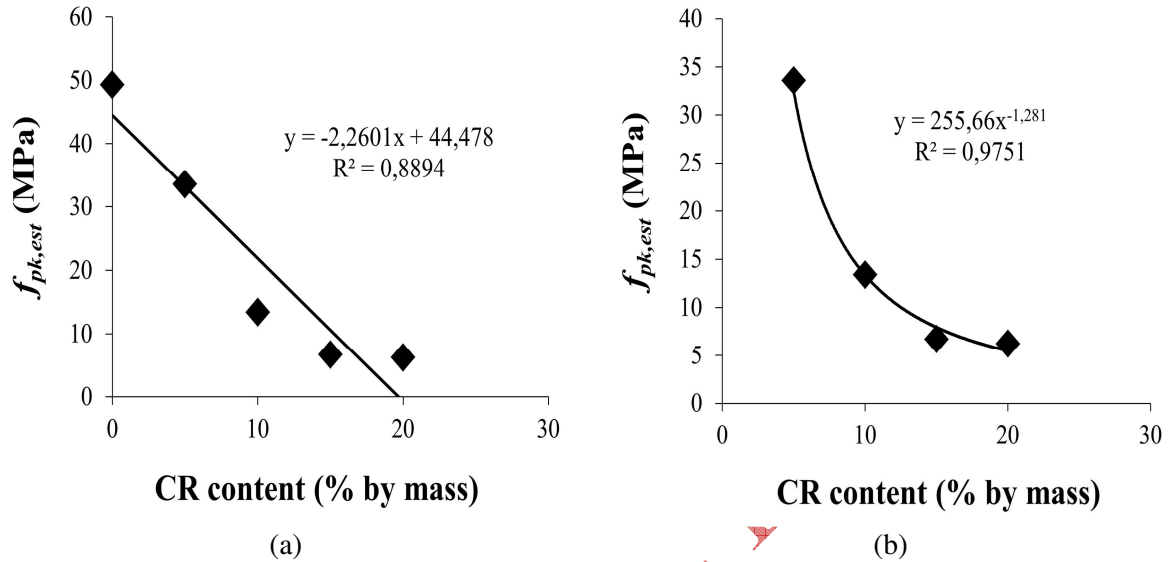
These results align closely with previous studies, which also documented reductions in  $f_{pk,est}$  values with increasing rubber content (Adeboje et al., 2021; Awan et al., 2021; Fauzan et al., 2021; Irmawaty et al., 2020; Ling, 2011, 2012; Ling; Nor; Kim, 2010; Rethinavelsamy; Chidambarathanu, 2016; Silva et al., 2015; Soni; Mathur, 2020; Thakur et al., 2020; Wang et al., 2019).

The progressive reduction in  $f_{pk,est}$  with CR incorporation can be attributed to several factors, including the weak bonding between rubber particles and the cement paste, challenges encountered during the mixing process (particularly with C20), uneven stress distribution within the concrete matrix, the low specific gravity, and the rounded morphology of the CR particles. Furthermore, the high elasticity of CR particles may contribute to the formation of micro-cracks within the concrete matrix under compressive loads (Fauzan et al., 2021; Irmawaty et al., 2020; Ling et al., 2010; Thakur et al., 2020).

The standard deviations and coefficients of variation observed are relatively low, indicating a homogeneous manufacturing process and consistent testing procedures, which result in minimal variability in the compressive strength of the specimens. Figure 5a illustrates that the relationship between  $f_{pk,est}$  and CR content follows a linear trend. However, when data from the reference concrete

is excluded, a power trendline better represents the relationship between these variables (Figure 5b). The reported  $R^2$  values align with those found in the literature, ranging from 0.73 to 0.98 (Lim et al., 2020; Ling, 2011; Thakur et al., 2020).

Figure 5 – (a) Linear correlation and (b) power correlation between the characteristic compressive strength of the pavers ( $f_{pk,est}$ ) and their corresponding crumb rubber (CR) contents



Source: research data

Based on the results in Table 2, a statistical analysis was conducted using ANOVA and a comparison of means through the Tukey-Kramer test, with a significance level of 5%. The analysis revealed that the incorporation of CR into the concrete resulted in a reduction in compressive strength across all levels of addition. However, the mixture containing 5% CR shows potential as an alternative, provided adjustments are made to the mix design, as its compressive strength approaches 35 MPa.

### 3.2 Microstructural parameters and statistical analyses

Table 3 presents the  $P_{INT}$  values of all concrete dosages alongside their corresponding interlocking rates ( $I_R$ ), which is defined as the ratio of  $P_{INT}$  to the total number of aggregate particles. Figure 6 provides an example of surrounded particles in the cross-sectional view of a CPB specimen containing 10% crumb rubber (CR). As anticipated,  $P_{INT}$  values decrease with higher CR contents, particularly at 15% and 20%, due to the increased presence of rubber particles compared to conventional aggregates. This trend is also observed in  $I_R$  values, as the number of potential contact points among aggregate particles declines with the addition of more CR. The reduction in aggregate-aggregate interlock at higher CR levels, coupled with factors inherent to the CR particles themselves and the orientation of the aggregates during specimen preparation, appears to be a significant determinant of the mechanical performance of these pavers. This observation aligns with prior studies on aggregate interlock behavior dating back to the 1990s (Masad et al., 1999; Polaczyk et al., 2023; Sefidmazgi; Tashman; Bahia, 2012).


Table 3 – Interlocking parameters ( $P_{INT}$ ) and corresponding interlocking rates ( $I_R$ ) of the pavers

Dosage ID	Crumb rubber content (% by mass)	$P_{INT}$ value	Number of aggregate particles	$I_R$ value (%)
C0	0,0	224	567	39,50
C5	5,0	360	946	38,05
C10	10,0	139	596	23,32
C15	15,0	67	312	21,47
C20	20,0	71	392	18,11



Source: research data

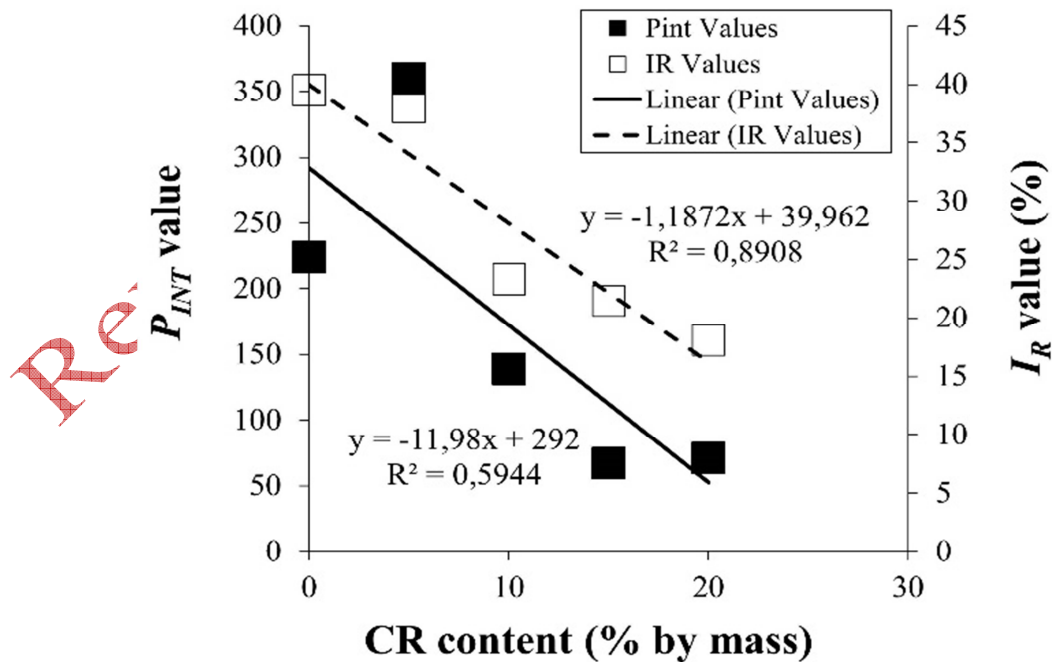
Figure 6 – Cross-section of a paver with 10% crumb rubber, highlighting aggregate particles



Source: research data

Figure 7 illustrates the linear correlations between CR content and the microstructural parameters  $P_{INT}$  and  $I_R$ . These correlations, with  $R^2$  values around 0.6, are reasonable, with  $I_R$  showing a slightly stronger correlation than  $P_{INT}$ . Previous research suggests that combined parameters yield stronger correlations with laboratory data than individual metrics alone (Sefidmazgi; Tashman; Bahia, 2012), a finding supported here by the  $I_R$  parameter. Additionally, Polaczyk et al. (2023) investigated a similar parameter involving the ratio of interlocked particles to the total particle count. The findings of this study indicate that CPB performance may be better understood through composite parameters that incorporate microstructural criteria, such as the number of contact points among aggregate particles and the counting of conventional aggregates.

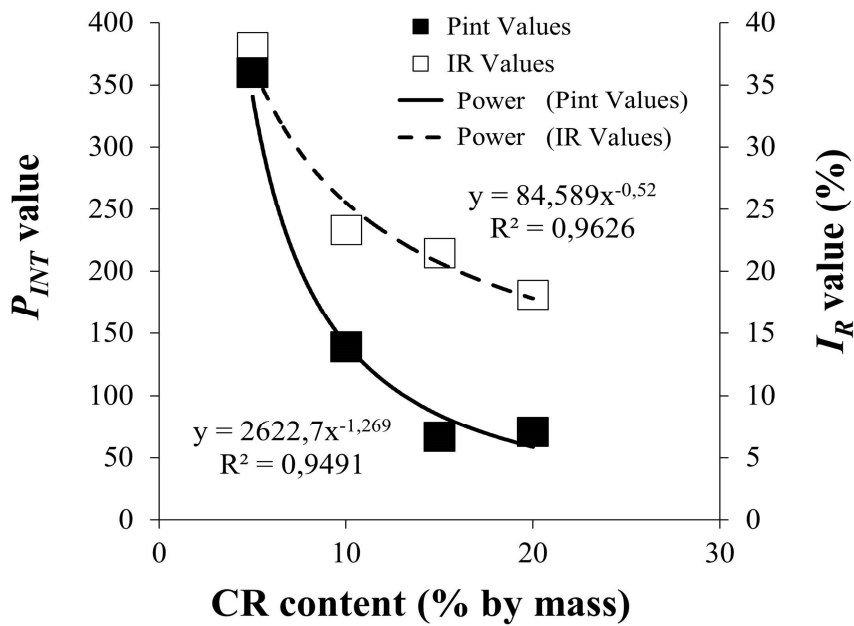
Figure 7 – Linear correlations between Crumb Rubber (CR) contents and interlocking parameters ( $P_{INT}$ ) and interlocking rates ( $I_R$ )



Source: research data

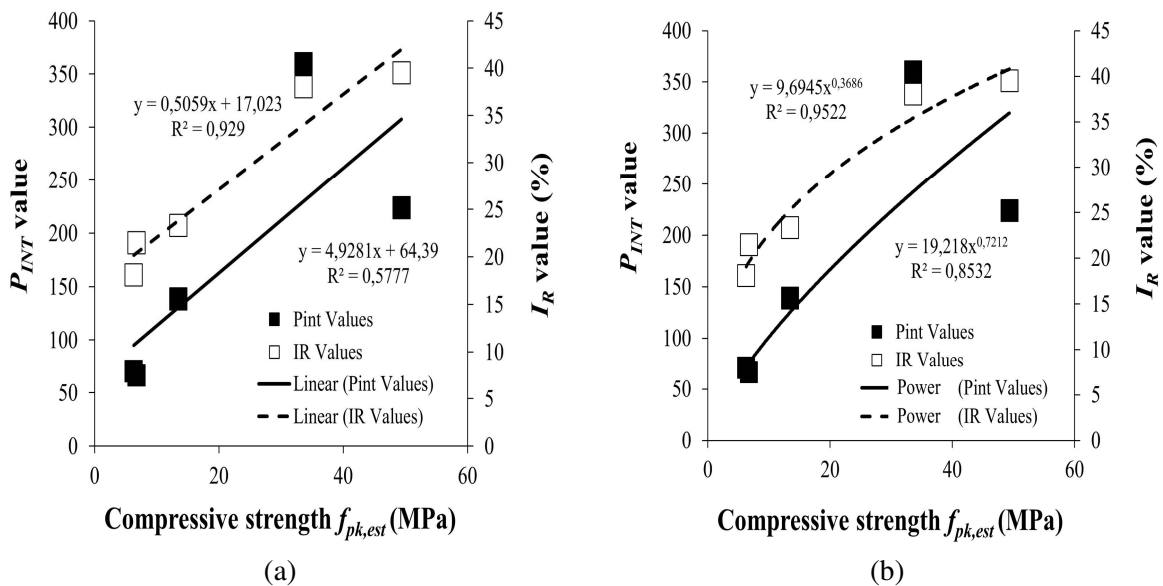
Figure 8 illustrates the power correlations between non-zero CR content and the parameters  $P_{INT}$  and  $I_R$ , yielding excellent  $R^2$  values exceeding 0,90, consistent with previously reported values (Sefidmazgi; Tashman; Bahia, 2012). If plotted on a log-log scale, both trendlines would approximate linear relationships; however, such visualization is omitted here for brevity. As observed,  $I_R$  values appear to explain the decrease in CPB compressive strength with CR addition more effectively than  $P_{INT}$ , although distinctions between  $I_R$  and  $P_{INT}$  are less clear under power correlations. In general, either parameter provides valuable insights into the microstructural characteristics of CPBs, as illustrated in Figures 9a and 9b, which show that both  $P_{INT}$  and  $I_R$  values primarily increase with higher CPB compressive strength.

Figure 8 – Power correlations among non-zero Crumb Rubber (CR) contents of the pavers and interlocking parameters ( $P_{INT}$ ) and interlocking rates ( $I_R$ )



Source: research data

Figure 9 – Linear (a) and power (b) correlations between compressive strength and interlocking parameters ( $P_{INT}$ ) and interlocking rates ( $I_R$ )



Source: research data

Table 4 presents the results of a one-factor ANOVA (Analysis of Variance) conducted on the compressive strength values ( $f_{pk,est}$ ) as a function of CR content, with a 5% significance level. The p-value, approximately five times higher than 5%, suggests that the inclusion of CR particles plays a significant role in the compressive strength behavior of CPBs.

Table 4 – One-factor ANOVA for characteristic compressive strength ( $f_{pk,est}$ ) of pavers

Source of variation	SQ	Degrees of freedom	MQ	Analysis of the null hypothesis ( $H_0$ )		
				F value	p-value	Critical F value
Between groups	370,11	1	370,11	1,7526	0,222	5,3176
Within groups	1689,37	8	211,17			

Source: research data

#### 4 Conclusions

The following conclusions are drawn based on the data and analyses in this study:

- The incorporation of Crumb Rubber (CR) particles into the Portland cement concrete matrix for Concrete Paving Blocks (CPBs) results in a decrease in compressive strength ( $f_{pk,est}$ ). These reductions can be well-described through linear and power regression trendlines. The literature attributes these declines to specific CR particle characteristics (e.g., rounded shapes) and factors related to aggregate interlock and bonding with cement paste;
- No variations were observed in the slump test results for the concretes containing CR particles, likely due to the low water-cement ratios and a consistent percentage of superplasticizer additives across the concrete formulations;
- The contact points between conventional aggregates, referred to as aggregate interlock ( $P_{INT}$ ) in this study, serve as a valuable parameter for interpreting the microstructural characteristics of CPBs, both with and without CR in the composition. Correlations among  $P_{INT}$ , CR content, and  $f_{pk,est}$  demonstrate a reasonable association.
- The combined parameter of  $P_{INT}$  relative to the total number of aggregate particles—designated here as interlocking rate ( $I_R$ )—significantly enhances the description of CPBs' microstructural features with and without CR. Correlations between  $I_R$ ,  $f_{pk,est}$ , and CR content were consistently strong across cases.
- Both  $P_{INT}$  and  $I_R$  parameters offer useful insights into the extent of aggregate interlock within the concrete matrix, providing a basis for estimating CPBs' mechanical properties.

Future studies on this topic may consider: (a) assessing the technical feasibility of  $I_R$  and  $P_{INT}$  parameters for other concrete modifiers, such as construction and demolition waste; (b) adjusting concrete dosages to identify possible CR contents that could achieve the minimum compressive strength of 35 MPa for CPBs; and (c) conducting comparative analyses between  $I_R$  and  $P_{INT}$  findings and field/laboratory pavement section data.

#### Acknowledgments

The authors extend their gratitude to the professors at Positivo University (Curitiba, Paraná, Brazil) for conducting compressive strength tests and to the laboratory technicians and faculty members at UTFPR for their support with the preparation, demolding, and curing of the CPBs.

#### Funding

This work did not receive any financial support.

#### Declaration of competing interests

The authors declare no conflicts of interest.

#### Author contributions

**DOMINGOS, M. D. I.; MAZER, W.:** data analysis and/or interpretation; critical and intellectual contribution to the final manuscript revision. **GOMES, A. O.:** study/research design; data

analysis and/or interpretation. **GOMES, R. O.:** study/research design. All authors contributed to the writing, discussion, review, and approval of the final version of the paper.

## References

- ADEBOJE, A. O.; MODUPE, A. E.; FADUGBA, O. G.; BUSARI, A. A. Characterization of modified crumb rubber interlocking paver. **IOP Conference Series: Materials Science and Engineering**, v. 1107, 012111, 2021. DOI: <https://doi.org/10.1088/1757-899X/1107/1/012111>.
- ACI – AMERICAN CONCRETE INSTITUTE. **Guide for selecting proportions for no-slump concrete**. Report Number ACI 21.3R-02. Farmington Hills: ACI, 2002.
- AMIN, M. A. M.; ZUKI, S. S. M.; SHAHIDAN, S.; GHADZALI, N. S.; NAZRI, F. M.; RAHIM, M. A.; AZMI, M. A. M.; IBRAHIM, M. H. W. Mechanical behaviour of concrete containing crumb rubber as partial fine aggregates replacement. **IOP Conference Series: Earth and Environmental Science**, v. 1022, 012043, 2022. DOI: <https://doi.org/10.1088/1755-1315/1022/1/012043>.
- AWAN, H. H.; JAVED, M. F.; YOUSAF, A.; ASLAM, F.; ALABDULJABBAR, H.; MOSAVI, A. Experimental evaluation of untreated and pretreated crumb rubber used in concrete. **Crystals**, v. 11, n. 5, 558, 2021. DOI: <https://doi.org/10.3390/cryst11050558>.
- BESSA, I. S.; BRANCO, V. T. F. C.; SOARES, J. B. Evaluation of different digital image processing software for aggregates and hot mix asphalt characterizations. **Construction and Building Materials**, v. 37, p. 370-378, 2012. DOI: <https://doi.org/10.1016/j.conbuildmat.2012.07.051>.
- BIGNOZZI, M. C.; SANDROLINI, F. Tyre rubber waste recycling in self-compacting concrete. **Cement and Concrete Research**, v. 36, n. 4, p. 735-739, 2006. DOI: <https://doi.org/10.1016/j.cemconres.2005.12.011>.
- BOMPA, D. V.; ELGHAZOULI, A. Y. Creep properties of recycled tire rubber concrete. **Construction and Building Materials**, v. 209, p. 126-134, 2019. DOI: <https://doi.org/10.1016/j.conbuildmat.2019.03.127>.
- BRAZILIAN ASSOCIATION OF TECHNICAL STANDARDS. **ABNT NBR 5738**: Concreto – procedimento para moldagem e cura de corpos de prova. Rio de Janeiro: ABNT, 2003. In Portuguese.
- BRAZILIAN ASSOCIATION OF TECHNICAL STANDARDS. **ABNT NBR 9780**: Peças de concreto para pavimentação – determinação da resistência à compressão. Rio de Janeiro: ABNT, 1987. In Portuguese.
- BRAZILIAN ASSOCIATION OF TECHNICAL STANDARDS. **ABNT NBR 9781**: Peças de concreto para pavimentação – especificação e métodos de ensaio. Rio de Janeiro: ABNT, 2013. In Portuguese.
- BRAZILIAN ASSOCIATION OF TECHNICAL STANDARDS. **ABNT NBR NM 67**: Concreto – determinação da consistência pelo abatimento do tronco de cone. Rio de Janeiro: ABNT, 2020. In Portuguese.
- CAMPOS, H. F.; BELLON, A. L.; SILVA, E. R. L.; JUNIOR, M. V. Eco-efficient concrete, optimized by Alfred's particle packing model, with partial replacement of Portland cement by stone powder. **Revista IBRACON de Estruturas e Materiais**, v. 15, n. 2, e15205, 2022. DOI: <https://doi.org/10.1590/S1983-41952022000200005>.
- CARVALHO, A. R.; SILVA JÚNIOR, G.; FONTES, W. C.; SILVA, G. J. B.; PEDROTI, L. G.; OLIVEIRA, T. M. Influência do efeito filer do pó de mármore na produção de concretos para

pavimentos intertravados. **Ambiente Construído**, v. 23, n. 4, p. 217-239, 2023. DOI: <https://doi.org/10.1590/s1678-86212023000400700>. In Portuguese.

CHO, J.; KANG, J.; SONG, Y.; LEE, S.; YEON, J. Innovative imaging and analysis techniques for quantifying spalling repair materials in concrete pavements. **Sustainability**, v. 16, n. 1, 112, 2024. DOI: <https://doi.org/10.3390/su16010112>.

CRUZ, L. O. M. **Pavimento intertravado de concreto: estudo dos elementos e métodos de dimensionamento**. Tese (Mestrado em Ciências em Engenharia Civil) – Universidade Federal do Rio de Janeiro, Rio de Janeiro, 2003. Available at: [https://oasisbr.ibict.br/vufind/Record/BRCRIS\\_14185c357e2f4c1063f48a8d986804cf](https://oasisbr.ibict.br/vufind/Record/BRCRIS_14185c357e2f4c1063f48a8d986804cf). Accessed on: 14 May 2024. In Portuguese.

DER-PR – DEPARTMENT OF THE STATE ROADS OF PARANÁ. **Manual de execução de serviços rodoviários**. 2. ed. Curitiba: DER/PR, 1996. In Portuguese.

FANIJO, E. O.; KOLAWOLE, J. T.; BABAFEMI, A. J.; LIU, J. A comprehensive review on the use of recycled concrete aggregate for pavement construction: properties, performance, and sustainability. **Cleaner Materials**, v. 9, 100199, 2023. DOI: <https://doi.org/10.1016/j.clema.2023.100199>.

FAUZAN, N. O. F.; ALBARQI, K.; MELINDA, A. P.; JAUHARI, Z. A. The effect of waste tyre rubber on mechanical properties of normal concrete and fly ash concrete. **GEOMATE Journal**, v. 20, n. 77, p. 55-61, 2021. DOI: <https://doi.org/10.21660/2020.77.5737>.

IRMAWATY, R.; NOOR, N. M.; MUHAIMIN, A. A. Feasibility of crumb rubber as fine aggregate in concrete. **IOP Conference Series: Earth and Environmental Science**, v. 419, 012054, 2020. DOI: <https://doi.org/10.1088/1755-1315/419/1/012054>.

IKPA, C. C.; ALANEME, G. U.; MBADIKE, E. M.; NNADI, E.; CHIGBO, I. C.; ABEL, C.; UDOUSORO, I. M.; ODUM, L. O. Evaluation of water quality impact on the compressive strength of concrete. **Jurnal Kejuruteraan**, v. 33, n. 3, p. 539-550, 2021. DOI: [https://doi.org/10.17576/jkukm-2021-33\(3\)-15](https://doi.org/10.17576/jkukm-2021-33(3)-15).

JEWELL, L. Concrete pavers. **Landscape Architecture Magazine**, v. 72, n. 4, p. 93-96, 1982. Available at: <https://www.jstor.org/stable/44665631>. Accessed on: 14 May 2024.

KIM, H.- T.; RAZAKAMANDIMBY, D. F. T.; SZILAGYI, V.; KIS, Z.; SZENTMIKLÓSI, L.; GLINICKI, M. A.; PARK, K. Reconstruction of concrete microstructure using complementarity of X-ray and neutron tomography. **Cement and Concrete Research**, v. 148, 106540, 2021. DOI: <https://doi.org/10.1016/j.cemconres.2021.106540>.

LIM, Z. H.; LEE, F. W.; MO, K. H.; LIM, J. H.; YEW, M. K.; KWONG, K. Z. Compressive strength forecasting of air-entrained rubberized concrete during the hardening process utilizing elastic wave method. **Crystals**, v. 10, n. 10, 912, 2020. DOI: <https://doi.org/10.3390/cryst10100912>.

LING, T.-C. Prediction of density and compressive strength for rubberized concrete blocks. **Construction and Building Materials**, v. 25, n. 11, p. 4303-4306, 2011. DOI: <https://doi.org/10.1016/j.conbuildmat.2011.04.074>.

LING, T.-C. Effects of compaction method and rubber content on the properties of concrete paving blocks. **Construction and Building Materials**, v. 28, n. 1, p. 164-175, 2012. DOI: <https://doi.org/10.1016/j.conbuildmat.2011.08.069>.

LING, T. C.; NOR, H. M.; KIM, S. K. Using recycled waste tyres in concrete paving blocks. **Proceedings of the Institution of Civil Engineers – Waste and Resource Management**, v. 163, n. 1, p. 37-45, 2010. DOI: <https://doi.org/10.1680/warm.2010.163.1.37>.

LONDERO, C.; KLEIN, N. S.; MAZER, W. Study of low-cement concrete mix-design through particle packing techniques. **Journal of Building Engineering**, v. 42, 103071, 2021. DOI: <https://doi.org/10.1016/j.jobe.2021.103071>.

LONDERO, C.; LENZ, L. A.; SANTOS, I. M. R.; KLEIN, N. S. Determinação da densidade de empacotamento de sistemas granulares compostos a partir da areia normal do IPT: comparação entre modelos de otimização de distribuição granulométrica e composições aleatórias. **Cerâmica**, v. 63, n. 365, p. 22-33, 2017. DOI: <https://doi.org/10.1590/0366-69132017633652018>. In Portuguese.

MASAD, E.; MUHUNTHAN, B.; SHASHIDHAR, N.; HARMAN, T. Internal structure characterization of asphalt concrete using image analysis. **Journal of Computing in Civil Engineering**, v. 13, n. 2, p. 88-95, 1999. DOI: [https://doi.org/10.1061/\(ASCE\)0887-3801\(1999\)13:2\(88\)](https://doi.org/10.1061/(ASCE)0887-3801(1999)13:2(88)).

MENG, Y.; LING, T.-C.; MO, K. H. Recycling of wastes for value-added applications in concrete blocks: an overview. **Resources, Conservation and Recycling**, v. 138, p. 298-312, 2018. DOI: <https://doi.org/10.1016/j.resconrec.2018.07.029>.

MOHAMAD, H. M.; BOLONG, N.; SAAD, I.; GUNGAT, L.; THOON, J.; PILEH, R.; DELTON, M. Manufacture of concrete paver block using waste materials and by-products: a review. **GEOMATE Journal**, v. 22, n. 93, p. 9-19, 2022. DOI: <https://doi.org/10.21660/2022.93.j2363>.

MOINI, M.; FLORES-VIVIAN, I.; AMIRJANOV, A.; SOBOLEV, K. The optimization of aggregate blends for sustainable low cement. **Construction and Building Materials**, v. 93, p. 627-634, 2015. DOI: <https://doi.org/10.1016/j.conbuildmat.2015.06.019>.

MORENO, S. Brasil descarta, por ano, mais de 450 mil toneladas de pneus. **Agência Brasil**, Brasília, 14 Jul. 2022. Available at: <https://agenciabrasil.etc.com.br/radioagencia-nacional/geral/audio/2022-07/brasil-descarta-por-ano-mais-de-450-mil-toneladas-de-pneus>. Accessed on: 14 May 2024. In Portuguese.

NATIONAL DEPARTMENT OF ROADS. **DNER ME 035/98**: Agregados – determinação da abrasão “Los Angeles”. Rio de Janeiro: DNER, 1998. In Portuguese.

NATIONAL DEPARTMENT OF ROADS. **DNER ME 054/97**: Equivalente de areia. Rio de Janeiro: DNER, 1997. In Portuguese.

NATIONAL DEPARTMENT OF TRANSPORT INFRASTRUCTURE. **DNIT 031/2006-ES**: Pavimentos flexíveis – concreto asfáltico – especificação de serviço. Rio de Janeiro: DNIT, 2006. In Portuguese.

NATIONAL DEPARTMENT OF TRANSPORT INFRASTRUCTURE. **Manual de pavimentos rígidos**. 2. ed. Rio de Janeiro: DNIT, 2005. In Portuguese.

PATIL, A. R.; SATHE, S. B. Feasibility of sustainable construction materials for concrete paving blocks: a review on waste foundry sand and other materials. **Materials Today: Proceedings**, v. 43, n. 2, p. 1552-1561, 2021. DOI: <https://doi.org/10.1016/j.matpr.2020.09.402>.

PEDROSO, L. S. **Avaliação de pavers de concreto com agregado reciclado de PET para aplicação em ambiência rural**. Trabalho de Conclusão de Curso (Bacharelado em Engenharia

Agrícola) – Universidade Federal do Pampa, Alegrete, 2023. Available at: <https://repositorio.unipampa.edu.br/jspui/handle/riu/9124>. Accessed on: 14 may 2024. In Portuguese.

POLACZYK, P.; MA, Y.; JARRAR, Z.; JIANG, X.; XIAO, R.; HUANG, B. Quantification of asphalt mixture interlocking utilizing 2D and 3D image processing. **Journal of Materials in Civil Engineering**, v. 35, n. 1, 04022382, 2023. DOI: [https://doi.org/10.1061/\(ASCE\)MT.1943-5533.0004560](https://doi.org/10.1061/(ASCE)MT.1943-5533.0004560).

RAHMAN, M. M.; BEECHAM, S.; IQBAL, A.; KARIM, M. R.; RABBI, A. T. Z. Sustainability assessment of using recycled aggregates in concrete block pavements. **Sustainability**, v. 12, n. 10, 4313, 2020. DOI: <https://doi.org/10.3390/su12104313>.

RATHAN, R. T. A. S.; SUNITHA, V. Mechanical and microstructural study on interlocking concrete block pavers using waste granite dust. **International Journal of Pavement Engineering**, v. 23, n. 2, p. 358-371, 2022. DOI: <https://doi.org/10.1080/10298436.2020.1746312>.

RETHINAVELSAMY, B. M.; CHIDAMBARATHANU, N. Investigation on precast concrete paver block with waste tyre crumb rubber. **Road Materials and Pavement Design**, v. 17, n. 3, p. 719-736, 2016. DOI: <https://doi.org/10.1080/14680629.2015.1119056>.

SALÁK, M.; KHMUROVSKA, Y.; STEMBERK, P. Application of imaging techniques and image analysis to concrete samples. *In*: INTERNATIONAL CONFERENCE SPECIAL CONCRETE AND COMPOSITES 2020, 17., 2020, Skalsky Dvur. **Proceedings [...]**.Skalsky Dvur: AIP, v. 2322, n. 1, 020033, 2021. DOI: <https://doi.org/10.1063/5.0041800>.

SEFIDMAZGI, N. R.; TASHMAN, L.; BAHIA, H. U. Internal structure characterization of asphalt mixtures for rutting performance using imaging analysis. **Road Materials and Pavement Design**, v. 13, n. S1, p. 21-37, 2012. DOI: <https://doi.org/10.1080/14680629.2012.657045>.

SILVA, F. M.; BARBOSA, L. A. G.; LINTZ, R. C. C.; JACINTHO, A. E. P. G. A. Investigation on the properties of concrete tactile paving blocks made with recycled tire rubber. **Construction and Building Materials**, v. 91, p. 71-79, 2015. DOI: <https://doi.org/10.1016/j.conbuildmat.2015.05.027>.

SILVA, W.; PICADO-SANTOS, L.; BARROSO, S.; CABRAL, A. E. B.; STEFANUTTI, R. Assessment of interlocking concrete block pavement with by-products and comparison with an asphalt pavement: a review. **Applied Sciences**, v. 13, n. 10, 5846, 2023a. DOI: <https://doi.org/10.3390/app13105846>.

SILVA, W. B. C.; BARROSO, S. H. A.; CABRAL, A. E. B.; STEFANUTTI, R.; PICADO-SANTOS, L. G. Analysis of the feasibility of manufacturing concrete paving blocks with recycled aggregates from construction and demolition waste. **Transportes**, v. 31, n. 1, e2860, 2023b. DOI: <https://doi.org/10.58922/transportes.v31i1.2860>.

SOHAIL, M. G.; WANG, B.; JAIN, A.; KAHRAMAN, R.; OZERKAN, N. G.; GENCTURK, B.; DAWOOD, M.; BELARBI, A. Advancements in concrete mix designs: high-performance and ultrahigh-performance concretes from 1970 to 2016. **Journal of Materials in Civil Engineering**, v. 30, n. 3, 04017310, 2018. DOI: [https://doi.org/10.1061/\(ASCE\)MT.1943-5533.0002144](https://doi.org/10.1061/(ASCE)MT.1943-5533.0002144).

SONI, R.; MATHUR, D. An experimental study on using of commercialized crumb rubber in interlocking concrete paver block. **International Journal of Recent Research and Review**, v. 13, n. 2, p. 25-29, 2020. Available at: <https://www.ijrr.com/issues13-2.htm>. Accessed on: 25 jun. 2024.

STÄHLE, L.; WOLD, S. Analysis of variance (ANOVA). **Chemometrics and Intelligent Laboratory Systems**, v. 6, n. 4, p. 259-272, 1989. DOI: [https://doi.org/10.1016/0169-7439\(89\)80095-4](https://doi.org/10.1016/0169-7439(89)80095-4).

SUKONTASUKKUL, P.; CHAIKAEW, C. Properties of concrete pedestrian block mixed with crumb rubber. **Construction and Building Materials**, v. 20, n. 7, p. 450-457, 2006. DOI: <https://doi.org/10.1016/j.conbuildmat.2005.01.040>.

THAKUR, A.; SENTHIL, K.; SHARMA, R.; SINGH, A. P. Employment of crumb rubber tyre in concrete masonry bricks. **Materials Today: Proceedings**, v. 32, n. 4, p. 553-559, 2020. DOI: <https://doi.org/10.1016/j.matpr.2020.02.106>.

WANG, X.; CHIN, C. S.; XIA, J. Material characterization for sustainable concrete paving blocks. **Applied Sciences**, v. 9, n. 6, 1197, 2019. DOI: <https://doi.org/10.3390/app9061197>.

YEO, J. S.; KOTING, S.; ONN, C. C.; MO, K. H. An overview on the properties of eco-friendly concrete paving blocks incorporating selected waste materials as aggregate. **Environmental Science and Pollution Research**, v. 28, p. 29009-29036, 2021. DOI: <https://doi.org/10.1007/s11356-021-13836-3>.

YOU, Z.; ADHIKARI, S.; KUTAY, M. E. Dynamic modulus simulation of the asphalt concrete using the X-ray computed tomography images. **Materials and Structures**, v. 42, n. 5, p. 617-630, 2009. DOI: <https://doi.org/10.1617/s11527-008-9408-4>.

YUE, Z. Q.; BEKKING, W.; MORIN, I. Application of digital image processing to quantitative study of asphalt concrete microstructure. **Transportation Research Record**, n. 1492, p. 53-60, 1995. Available at: <https://onlinepubs.trb.org/Onlinepubs/trr/1995/1492/1492-007.pdf>. Accessed on: 14 may 2024.

ZHANG, J.; SHE, R.; DAI, Z.; MING, R.; MA, G.; CUI, X.; LI, L. Experimental simulation study on pore clogging mechanism of porous pavement. **Construction and Building Materials**, v. 187, p. 803-818, 2018. DOI: <https://doi.org/10.1016/j.conbuildmat.2018.07.199>.

Revista Principia - Early View